

PM180 Series

6-channel Modbus Pyrometer Hub with Data Logging



- Compatible with PyroBus and PyroMini infrared temperature sensors with RS485 Modbus interface
- Operates as Modbus master and isolated Modbus slave
- Configure, display and log data and alarms from up to 6 sensors per PM180 unit, simultaneously or individually
- MicroSD Card stores up to 1 year of data (with 2 GB card)
- Touch screen with backlight
- Scheduled and manual logging start/stop
- Relay alarms with ICP DAS M-7061 (not included)
- Analogue outputs with ICP DAS M-7024 (not included)
- Temperature chart displays data from 2 channels simultaneously
- CE marked and RoHS compliant

GENERAL SPECIFICATIONS

Display
2.83" (72 mm) resistive touch TFT, 320 x 240 pixels, backlit

Supply Voltage
10 to 30 V DC

Maximum Current Draw
100 mA

Ambient Temperature Range
0°C to 60°C

Relative Humidity
Maximum 95%, non-condensing

Configurable Parameters (global)
Temperature units, date and time, data logging, graph channels, alarm logging

Configurable Parameters (per channel)
Signal processing, emissivity setting, reflected energy compensation, alarms, Modbus address

Alarm Configuration
12 alarms (2 per sensor) with adjustable level, individually configurable as HI or LO.

Temperature Units
°C or °F selectable

Temperature Resolution
0.1°

Signal Processing
Average, peak hold, valley hold, minimum, maximum

Display Sample Period
120 ms per sensor (720 ms in total for 6 sensors)

Compatible Sensor Types
PyroBus (all models), PyroMini (-BB and -BRT models)

DATA LOGGING

Logging Interval
1 to 86,400 seconds (1 day)

MicroSD Card
Max. capacity: 32 GB (not included)

Internal Clock Battery
1 x BR 1225 3V (not included)

Variables Logged
Target temperature, sensing head temperature, alarm events

File Format
.csv (can be imported to Excel)

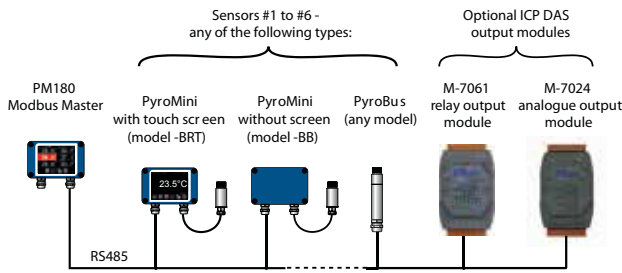
Configurable Parameters
Sample period, number of scheduled start date and time

MECHANICAL SPECIFICATIONS

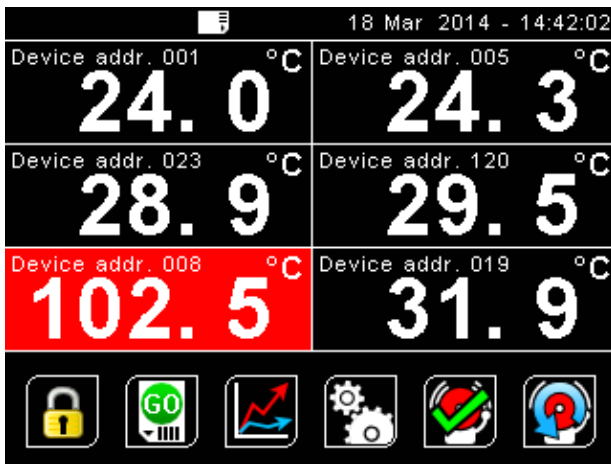
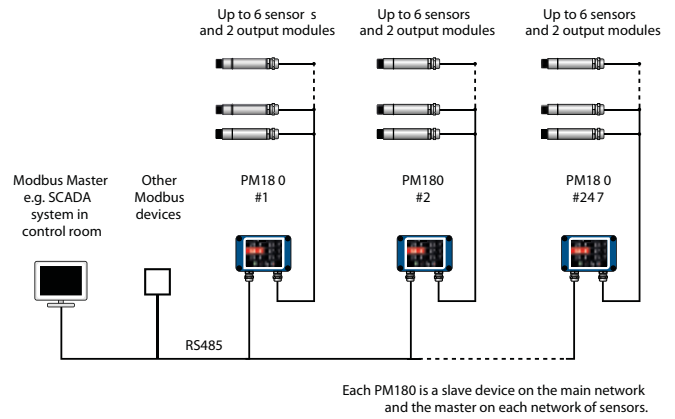
Dimensions
98(w) x 64(h) x 36(d) mm excluding cable glands

Weight
280 g

PM180 AS MODBUS MASTER

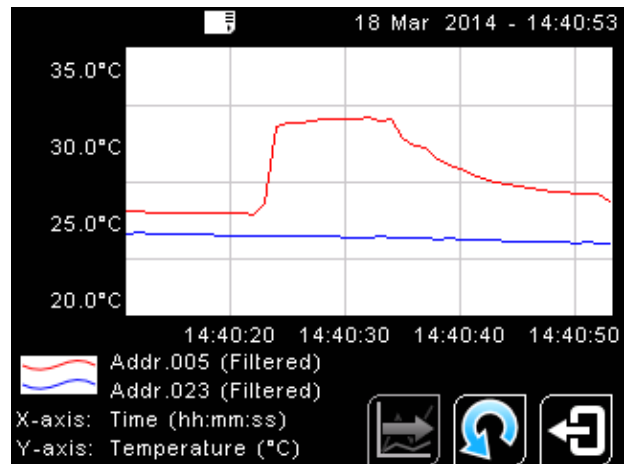


PM180 AS MODBUS SLAVE



Intuitive touch screen interface

Display, chart and configure all 6 channels individually or simultaneously. The display for each channel turns red in an alarm condition



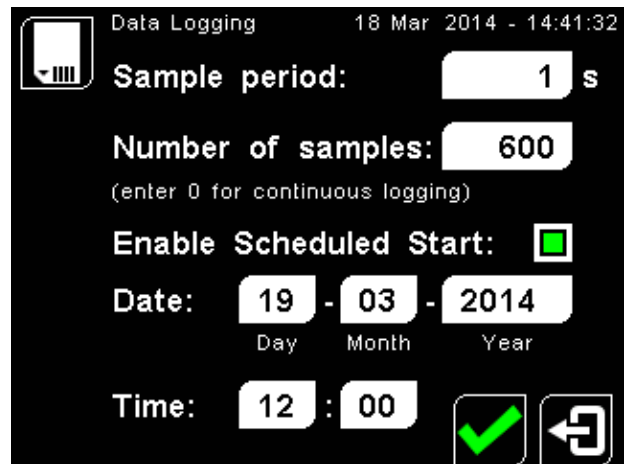
Temperature chart

Display temperature data from two channels in a scrolling graph



Password-protected settings

Configure options for each sensor and the PM180 itself via the touch screen interface



Data logging

Temperature data and alarm events may be logged to a MicroSD Card (not supplied)

MODEL NUMBERS

PM180
6-channel Modbus display/logger

ACCESSORIES

AC adapter PM180MA
2 GB MicroSD Card MSD
12-channel relay output module M-7061
4-channel voltage or current analogue output module M-7024